


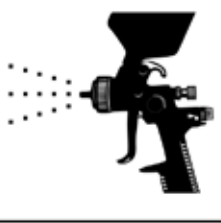







Technical Data Sheet

PREMIUM BASECOAT

	<p>Description</p> <p>HOSEKI AUTOMOTIVE COATINGS PREMIUM BASECOAT</p> <p>Hoseki Premium Basecoat offers exceptional hiding, with the ease of application and use. It will provide the performance you expect from a premium refinishing system for both import and domestic vehicles.</p>
	<p>Surface Preparation</p> <p>Finish sand repair areas with 400-600 grit or equivalent. Clean repair areas with Hoseki Wax & Grease Remover. Use a tack cloth to remove any surface contaminants that may have settled on the repaired areas prior to paint application. <i>Tech Tip:</i> Proper prep is essential. For maximum performance and faster coverage, apply a Hoseki Sealer in a shade that closely matches your final basecoat color.</p>
	<p>Mixing Directions</p> <p>Mix (by volume) 1 part paint to 1 part Hoseki Premium Urethane Reducer. Reduce only with Hoseki Reducers based on the temperature range. <i>Note:</i> Agitate basecoats using a mechanical paint shaker to ensure metallics are in solution prior to reduction. Using temperature correct reducers is critical and failure to use the correct temperature reducer can result in a myriad of problems associated with coatings not drying properly.</p>

	<p>Application</p> <p><i>Gun Setup:</i> Equip your spray gun with the appropriate fluid tip and adjust your pressures according to the following specifications: <i>HVLP:</i> 1.3 - 1.5 mm fluid tip 8-10 PSI at the aircap. <i>Conventional:</i> 1.3 - 1.5 mm fluid tip 35-45 PSI at the gun. <i>Application:</i> Apply 2-3 medium wet coats or until hiding is achieved.</p>
	<p>Bake Time (@140°F)</p> <p>N/A</p>
	<p>Dry Time (@77°F)</p> <p><i>Flash Time (Between Coats):</i> Allow a 10-15 minute flash time between coats. <i>Dry to Clearcoat:</i> Allow the final coat to dry 15-30 minutes at 77° F before applying clearcoat. Extend basecoat dry times to 30 minutes when applying several base color coats, tri coat colors, multiple graphic overlays before applying clearcoats. <i>Tape Time:</i> Tape time is 20-40 minutes at 77° F. <i>Critical Recoat:</i> Do not allow to dry longer than 24 hours without clearcoating or the basecoat must be lightly scuffed and a additional coat of basecoat must be applied to restore color uniformity and adhesion.</p>
	<p>Pot Life</p> <p>Usable Life: Indefinite (unreduced)</p>
	<p>Suitable Substrates</p> <p>Hoseki Sealers Hoseki Epoxies and 2K Primers OEM Finishes Note: To ensure optimal adhesion and a premium finish, proper sanding and surface cleaning are mandatory.</p>
	<p>Additives</p> <p><i>Accelerator:</i> Not recommended. <i>Fisheye Eliminator:</i> Not recommended.</p>



Personal Protection

For use only by professional, trained painters. Not for sale to or use by the general public. Before use, read and follow all TDS, label, and Safety Data Sheet (SDS) precautions. This product contains hazardous materials and must be used with appropriate personal protective equipment (PPE), including a NIOSH-approved respirator, safety glasses, and chemical-resistant gloves. If mixed with other components, the resulting mixture will have the hazards of all combined components. Ensure adequate ventilation during mixing, application, and curing processes.



Technical Data

Mix Ratio: 1:1
Viscosity #2 Zahn (RTS): 15-18 seconds
Pot Life: None, mix thoroughly (unreduced)
Recommended Film Build: 0.4 mils
Approximate Coverage: 144-225 sq. ft. (Depending on color)
Dust Free: 10 minutes
Tack Free: 15-20 minutes
Tape Time: 20-40 minutes
V.O.C. (RTS): 6.0-6.6 lbs/gal